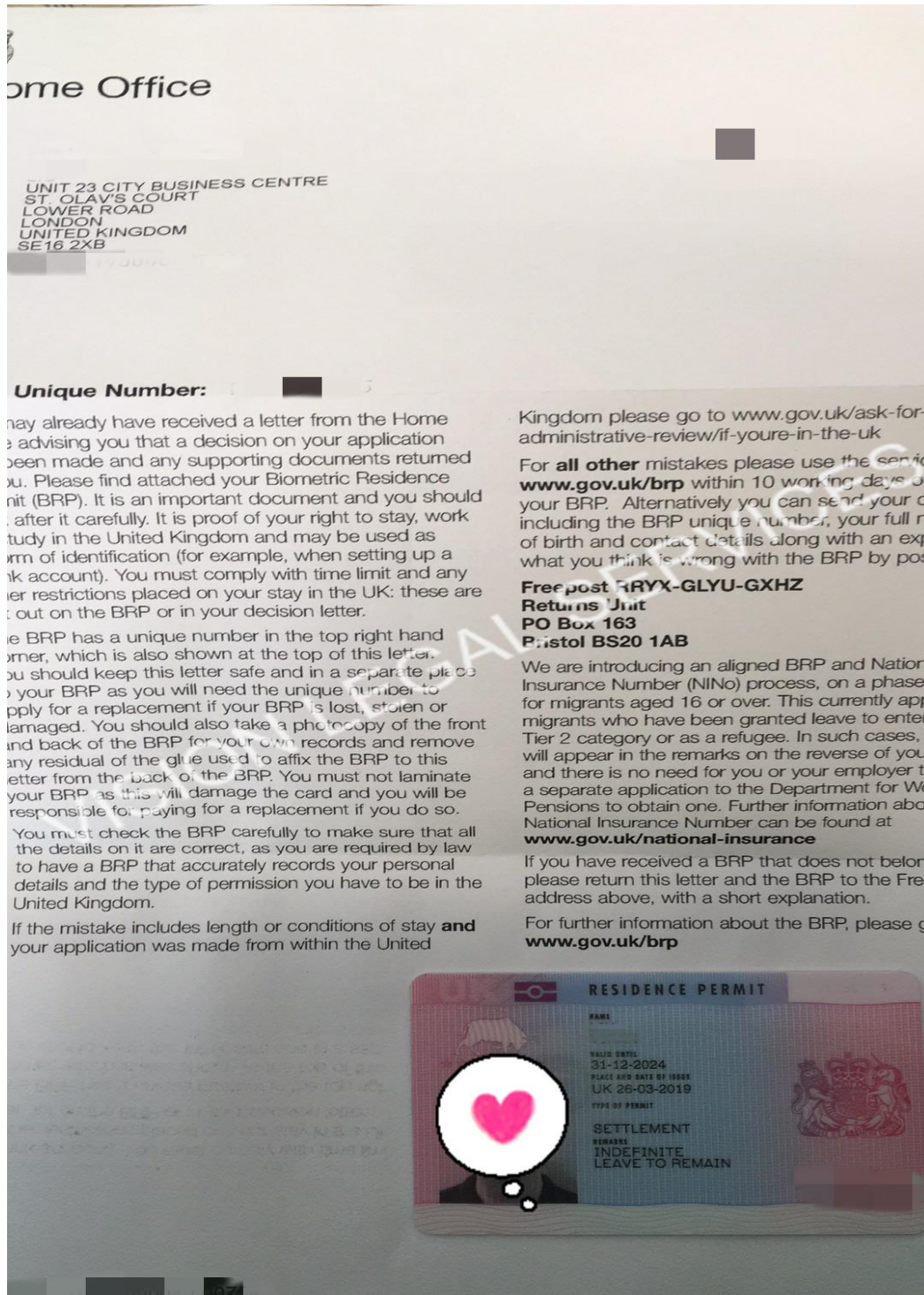


英国签证案例分享系列（四）

案例（一）

1. BRP 卡



2. 客户背景

Tier 2 (General) 签证下申请永居

3. 办理周期

委托签约日期：2019. 3. 13

签证递交日期：2019. 3. 21

签证获批日期：2019. 3. 26

4. 申请递交材料清单参考

文件清单：

- 申请表
- 申请人 2 张照片
- 护照
- 警局登记证
- BRP 卡
- 租赁协议
- 过去 5 年英国缺勤情况表
- 身份证复印件
- Tier 2 (General) 移民计划的信件

就业证据

1. 最近 3 个月的银行对账单显示工资支付
2. 最近 3 个月的工资单
3. P45
4. 过去 5 年的 P60
5. 雇主信（确认工资的）

来自英国的假期

雇主的信函确认已支付的缺勤和假期已获得批准

英语语言要求


1. B1 级英语证书
2. Life in the UK 测试证书

生活费

提供 3 个月的银行对账单

案例（二）

1. 签证获批页

 Home Office

VISION LEGAL SERVICES
UNIT 23 CITY BUSINESS CENTRE
ST. OLAV'S COURT LOWER ROAD
LONDON
UNITED KINGDOM
SE16 2XB

BRP Unique Number:

You may already have received a letter from the Home Office advising you that a decision on your application has been made and any supporting documents returned to you. Please find attached your Biometric Residence Permit (BRP). It is an important document and you should look after it carefully. It is proof of your right to stay, work or study in the United Kingdom and may be used as a form of identification (for example, when setting up a bank account). You must comply with time limit and any other restrictions placed on your stay in the UK: these are set out on the BRP or in your decision letter.

The BRP has a unique number in the top right hand corner, which is also shown at the top of this letter. You should keep this letter safe and in a separate place to your BRP as you will need the unique number to apply for a replacement if your BRP is lost, stolen or damaged. You should also take a photocopy of the front and back of the BRP for your own records and remove any residual of the glue used to affix the BRP to this letter from the back of the BRP. You must not laminate your BRP as this will damage the card and you will be responsible for paying for a replacement if you do so.

You must check the BRP carefully to make sure that all the details on it are correct, as you are required by law to have a BRP that accurately records your personal details and the type of permission you have to be in the United Kingdom.

If the mistake includes length or conditions of stay and your application was made from within the United Kingdom please go to www.gov.uk/ask-for-a-visa-administrative-review/if-youre-in-the-uk


For **all other** mistakes please use the service at www.gov.uk/brp within 10 working days of receiving your BRP. Alternatively you can send your details including the BRP unique number, your full name, date of birth and contact details along with an explanation of what you think is wrong with the BRP by post to:


Freepost RRYX-CLYU-GXHZ
Returns Unit
PO Box 163
Bristol BS20 1AB

We are introducing an aligned BRP and National Insurance Number (NINo) process, on a phased basis, for migrants aged 16 or over. This currently applies to migrants who have been granted leave to enter in any Tier 2 category or as a refugee. In such cases, your NINo will appear in the remarks on the reverse of your BRP and there is no need for you or your employer to make a separate application to the Department for Work and Pensions to obtain one. Further information about your National Insurance Number can be found at www.gov.uk/national-insurance

If you have received a BRP that does not belong to you please return this letter and the BRP to the Freepost address above, with a short explanation.

For further information about the BRP, please go to www.gov.uk/brp





2. 客户背景

Tier 4 (General) 签证申请 Tier 2 (General) 签证

3. 办理周期

委托签约日期：2018. 10. 15

签证递交日期：2019. 1. 28

签证获批日期：2019. 3. 28

4. 申请递交材料清单参考

- 签证申请表
- 护照
- 2 张照片
- BRP 卡
- 警局注册信
- 身份证复印件
- 租赁协议
- 学位证和毕业证
- COS
- 最近 3 个月的银行流水

5. 签证申请类别介绍

Tier2 工作签证由持有担保资格的雇主向政府申请担保证明 (Certificate of Sponsorship, 简称 COS), 由于许可只能由雇主申请, 作为申请工作者不能参与。只能全力向雇主证明您的才能, 说服他们为您申请担保证明。申请人必须获得雇佣合同后才能申请工作签证, 所获得的工作签证是与提供担保的雇主绑定的。一旦辞职或被解雇, 这份担保证明与工作签证立即作废, 这时您必须在 28 天内找到愿意且能够担保您的雇主, 或者开始申请其他类型的签证, 否则必须离境。

6. 获批确认信息

